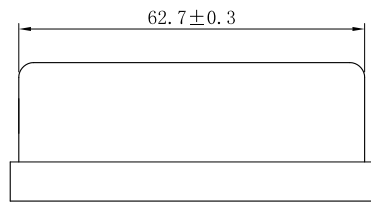
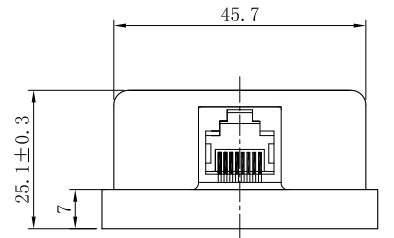
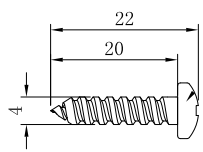
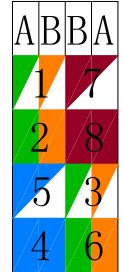
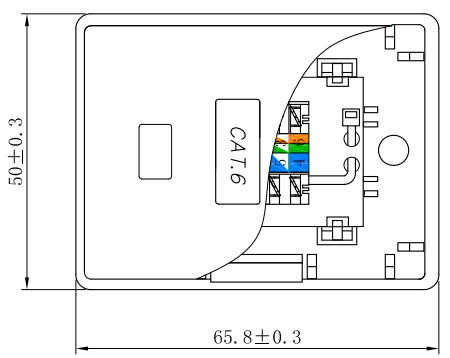


1 2 3 4 5 6 7 8 9 10 11 12 13 14

A  
B  
C  
D  
E  
F  
G  
H  
I  
J

A  
B  
C  
D  
E  
F  
G  
H  
I  
J



**1-Port RJ45-Anschlussdose, CAT 6, UTP**

**Technische Daten**

**Anschlüsse**  
Anschluss, Typ: RJ45-Buchse (8P8C)  
Anschluss 2, Typ: Klemmleiste für LSA Montage (werkzeugfrei)  
Kontaktierung: EIA/TIA-568 B

**Geräte-Anschlüsse**  
Geräte-Anschlüsse: 1  
Ausgang, Anzahl: 1 x out

**Kabel**  
Spezifikation: CAT 6  
AWG: 24-22  
Schirmungsklasse: UTP

**Signalübertragung**  
max. Bandbreite: 250 MHz

**Allgemein**  
Farbe: weiß

**Lieferumfang**  
Montagematerial: Schrauben

**1-port RJ45 Surface Mount Installation Box, CAT 6, UTP**

**Technical specifications**

**Connections**  
Connection, type: RJ45 female (8P8C)  
Connection 2, type: for IDC connection (toolless)  
Contacting: EIA/TIA-568 B

**Device connections**  
Device Connections: 1  
Number of outputs: 1 ports

**Cable**  
Specification: CAT 6  
AWG: 24-22  
Shielding class: UTP

**Signal transmission**  
max. bandwidth: 250 MHz

**General**  
Color: white

**Scope of delivery**  
Assembly Material: screws

**Änderungen**

Datum	Name	gez.:	Datum	Name
		gez.:	11.07.2024	fw
		gepr.:	11.07.2024	alw
		Norm:		
Änderungen vorbehalten / Subject to change				

Bezeichnung	Blatt
NET CAT 6 UTP 1Port	1/1
SURFACE MOUNT BOX	von
Zeichnungs-Nr.:	
77632	



1 2 3 4 5 6 7 8 9 10 11 12 13 14